

Hexplora Features Datasheet

Hexplora Overview

HIGHLIGHTS

- Agile platform delivers fully automated self-service Analytics and Reports in real-time on the Cloud
- Wide ranging Analytics designed by a team of Physicians and healthcare subject matter experts
- Rapid implementation with absolutely no upfront IT investment
- Helps achieve faster ROI by reducing unmanaged costs and improving Interventions and Outcomes

USABILITY FEATURES

- Highly interactive Browser based solution accessible from any computer or mobile device
- Drill down or up to see lower or higher levels of detail
- Time Intelligence to show performance for dynamic time periods or as of a particular date
- Change Sort order in charts and reports
- Unique Decomposition Tree provides a highly flexible user driven interface to perform root cause analysis
- Filter out empty items, isolate or remove items from charts and reports to focus on data of interest
- Change visualization by pivoting a report, or configuring the view type and format
- Add, modify, remove measures in charts and reports
- Ability to export Information and formatted Reports to PowerPoint, Excel, Word, and PDF



Healthcare data is one of the most valuable assets that healthcare organizations possess. All Healthcare organizations, large and small, are constantly looking to leverage data to obtain actionable information that can be used for improving the health and wellness of their members in the most cost effective manner.

However, for most organizations, data is highly fragmented and resides in multiple disparate systems, both internal and external, that are not integrated. Medium and Small organizations are significantly disadvantaged as it is not cost effective to develop customized solutions for their requirements.

Hexplora offers a comprehensive end-to-end Data Warehousing and Business Intelligence solution for Health Plans, ACOs, and IPAs. Based on years of experience implementing Data Management solutions for large payers and providers, Hexplora has been designed as a foundational platform for healthcare organizations for all their Reporting and Analytics requirements. Hexplora helps healthcare organizations achieve faster ROI by reducing unmanaged costs and improving Interventions and Outcomes.

Hexplora Functionality

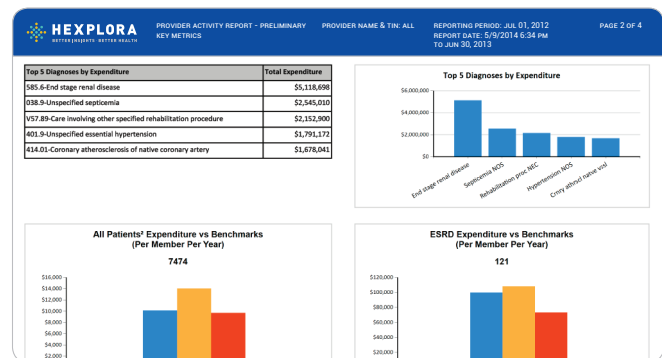
HEX PERFORMANCE ANALYTICS

- Over one hundred pre-built dashboards and scorecards
- More than 300 measures and KPIs
- Dashboards organized into pre-defined groups aligned with common business scenarios
- Covers Enrollment, Provider, Utilization, Financial, Clinical, Hospitalization, ER, Nursing Home, Pharmacy



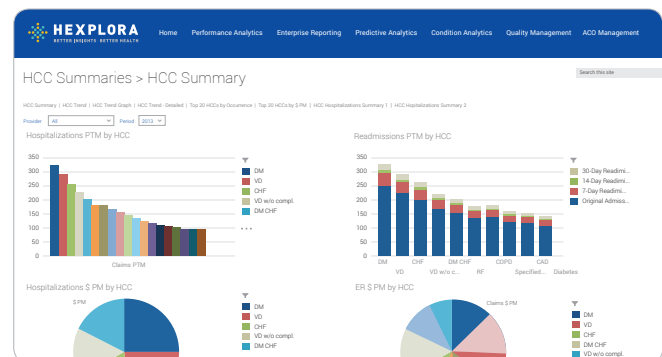
HEX ENTERPRISE REPORTING

- Pre-defined reports for Membership, Claims, and Provider reporting
- Scorecards and Dashboards for Management Reporting
- Standardized reports for monthly Customer Reporting
- Personalized Alerts and Scheduling with self-service capabilities
- Seamless integration with Microsoft Office and SharePoint



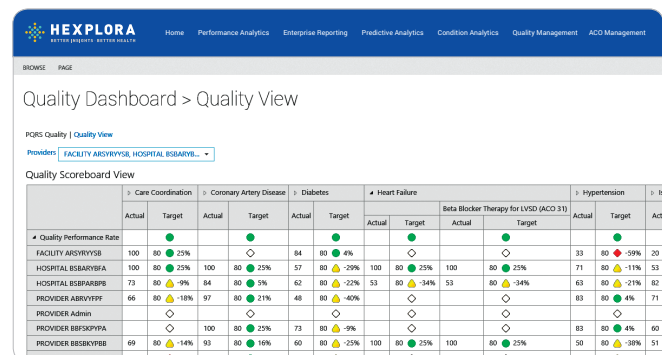
HEX PREDICTIVE ANALYTICS

- Disease Identification and Stratification
- Incidence and Prevalence trend for disease conditions and comorbidities
- Risk Scores and future Expenditure Forecast
- Full out-of-the box support for CMS HCC model



HEX QUALITY AND P4P

- End-to-end solution for collecting, validating, and aggregating data from individual physicians
- Comprehensive Quality Reporting and Analytics at Population, Provider, and Member level
- PQRS Tracking, Reporting, and Submission
- HEDIS Tracking and Reporting



“Hexplora has become a valuable and trusted IT partner for CHD in pursuing our strategic goal to create a data-driven culture and enhance the value of community-oriented human services that CHD provides. Hexplora with their strong healthcare domain expertise, was able to rapidly implement their Analytics solution that supports Quality and Care Coordination and ensures a patient's overall health need are being met.”

Mr. Jim Goodwin

President and CEO Center for Human Development Springfield, MA

Hexplora empowers healthcare organizations to achieve Better Health through Better Insights



10 Waterchase Dr
3rd Floor
Rocky Hill
CT 06067
860 760 7650

hello@hexplora.com
www.hexplora.com